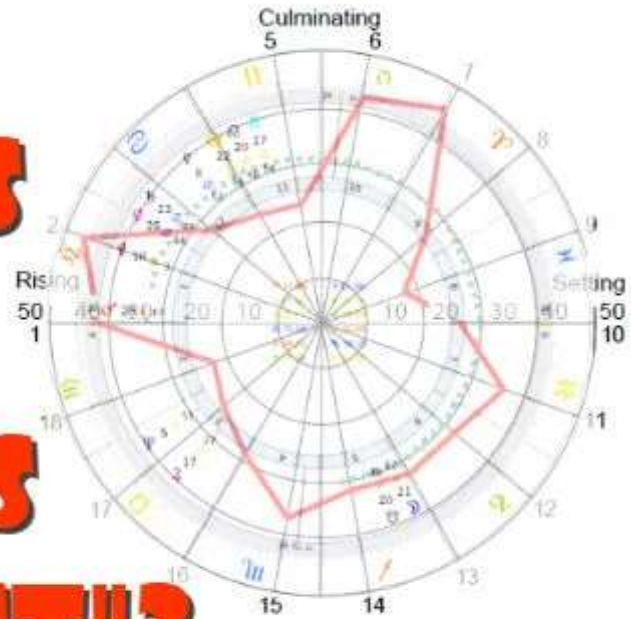


PATRICK WATSON

Professional Astrologer

DO WHOLE SIGN HOUSES EXPLAIN GAUQUELIN'S "MARS EFFECT"?



Uncategorized

Do Whole Sign Houses Explain Gauquelin's Mars Effect?

 September 15, 2018  Patrick Watson  Comments(5)

Do Whole Sign Houses explain Gauquelin's "Mars Effect"? First we should understand what it is. Michel Gauquelin was a French dude who got a lot of birth times of eminent sports stars together. When he calculated all their astrological charts he noticed that Mars kept showing up in certain areas. To investigate further, Gauquelin basically split each Placidus house into 3 parts, 36 sectors total. He discovered Mars was statistically more likely to appear in 4 distinct clusters in the charts of eminent sports champions: especially at its rising (36, 1, 2, 3) and culminating (9, 10, 11, 12), less so at its setting (19, 20, 21) and anti-culminating (28, 29, 30). These "plus zones" were eventually called "*The Mars Effect*". Skeptics of astrology in the 1970's tried to knock it down without success, resorting to dishonest tactics as explained by skeptic Dennis Rawlins [here](#).




amounted to cherry-picking because it produced the Mars Effect. Which is really sort of like saying that just because there is a Mars Effect for famous and successful athletes doesn't mean there shouldn't be one for less famous and successful ones, which only *sounds like* a roundabout admission that there *is* a Mars Effect for eminent sports stars. He also rambled something incoherent about how *vast swaths of French parents deliberately skewed their childrens' birth times to be more astrologically favorable*. That stretching sound you're hearing isn't your neighborhood bully giving some poor kid the atomic wedgie of his life.

The Good News and the Apparent Bad News

Gauquelin's work seems to provide statistical support for the traditional notions of the general natures of the planets, since he also saw the same peaks in the distribution of planets in the charts of people in careers that broadly correspond to the nature of that planet, for example: Mars for sports champions, Jupiter for politicians, Saturn for scientists, etc.

However, Gauquelin's work also runs counter to common astrological notions of angularity as strength and cadency as weakness. 75-100% of the sectors within a plus zone are located before the angle, which is what most modern astrologers using quadrant based house systems consider to be *cadent* houses. So astrologers have asked 'Why are the plus zones correlating with cadent houses instead of angular houses?' However, this may only be a problem for quadrant based house systems.



A Potential Solution: Whole Sign Houses?

We now know that the earliest and predominant form of topical 12-house division in the astrological tradition was in fact [whole sign houses](#), which are based on the signs rather than various divisions between the Ascendant and the Midheaven. This means that whatever sign the Ascendant is in is the 1st house, the sign boundaries are the "house cusps". While the MC-IC axis generally falls across the 10th/4th, they can fall across any house pairs, including 11th/5th, 9th/3rd, 12th/6th, 8th/2nd. Wherever the Midheaven and IC fall, they angularize that sign and contribute some of their significations to the topic of that house, in addition to the regular WSH 10th. So Whole Sign Houses contain a much more expansive view of angularity than most quadrant-based house systems.

How Do Whole Sign Houses Define Angularity?



- Planets anywhere in the sign of the Ascendant, anywhere in the 2 signs square the Ascendant, and anywhere in the opposing sign of the Ascendant.
- Planets anywhere in the same sign as the Midheaven or IC. Planets in the sign of the Midheaven or the IC assume some of their topical significations, in addition to the whole sign house they fall in.

Degree-based Angularity

- Planets making a conjunction, sextile, square or trine to an angle within 3 degrees, regardless of sign boundaries. This does not change what area of life they impact, they are just “goaded to action” by their close aspect to the angle.

My Methodology, Such As It Is

1. I imported the 2087 Gauquelin charts of sports champions into SolarFire. [Gauquelin Data Source](#).
2. I searched for charts with Mars in the rising plus zones in Gauquelin sectors 36, 1, 2, 3 and the culminating plus zones in Gauquelin sectors 9, 10, 11, 12.
3. I then searched within those charts to find out which whole sign house Mars was in, whether it was co-present with an angle and whether it was within 3 degrees of a classic aspect to an angle.

Results

Rising Gauquelin Plus Zone

Out of Gauquelin’s 2087 charts for sports champions, there were 298 charts with Mars in the rising Gauquelin plus zone.





The WSH 1st takes a big angular bite into the rising Gauquelin plus zone sectors otherwise considered cadent by quadrant-based systems. Given that the rising and culminating Gauquelin sectors are considered 25% angular/75% cadent in Placidus houses, this is a fairly drastic change and gives a preliminary indication my hypothesis may be correct. Just over 50% of the time, a planet in a rising plus zone was actually angular according to Whole Sign Houses. However, we also need to consider the additional ways that a planet is angularized within the context of Whole Sign Houses, including its co-presence with the Midheaven, or if it's within 3 degrees of an aspect to the Ascendant or Midheaven. Here is how angular the rising Gauquelin plus zone is with these "angularizing" considerations included.





So yeah guys, the rising Gauquelin plus zone is over 60% angular according to Whole Sign Houses and its accompanying angularizing considerations, compared to just 25% angular in Placidus Houses.

Culminating Gauquelin Plus Zone


Out of Gauquelin's 2087 charts for sports champions, there were 266 charts with Mars in the culminating Gauquelin plus zone.





Compared to Placidus houses where the culminating plus zone is 75% cadent/25% angular, this is a big difference, although Mars in the WSH 9th edges out Mars in the WSH 10th by 1 chart. Add in the other angularizing conditions and this is how angular the culminating plus zone is:



Guys. 68% of the culminating plus zone is angular according to Whole Sign Houses a  s accompanying angularizing conditions. It's almost a complete reversal of what people have

Do Whole Sign Houses Recreate the Mars Effect?

Here are the Whole Sign House Placements of Mars in the Gauquelin sports champions data:



Unexpectedly, Mars is most commonly found in WSH 12th. So ironically, the Gauquelin plus zones are mostly angular by whole signs, but Mars is most commonly in the whole sign 12th throughout the whole dataset! Also of note is how well represented Mars is in WSH 4th, and how poorly represented Mars is in WSH 7th. However, like before, to treat Whole Sign Houses fairly we need to consider all the conditions for angularity. And we get the following results.



Now things fall more in line with our expectations with Mars in the angular houses (except for the 7th), although it is still remarkable how many charts have Mars placed in the cadent 12th *even with* angularizing factors included. This may be an area for further exploration and contemplation.

Conclusions

I may be wrong. I'm certainly not known for having great math skills or having much deep knowledge about statistics. If you notice anything off please let me know. But as far as I can tell, sign and degree-based angularity within the context of Whole Sign Houses definitely can account for a majority of Gauquelin's plus zones. It is still apparent that Mars in the 12th house may need to be further studied. Overall, astrologers needn't fret over how the Gauquelin research appeared to defy traditional astrological concepts of angularity, we may have just had to look back further into the tradition to view them through Whole Sign Houses.

◆ Tagged 10th house, 11th house, 12th house, 1st house, 2nd house, 3rd house, 4th house, 5th house, 6th house, 7th house, 8th house, 9th house, angles, Ascendant, Descendant, gauquelin, IC, Mars, mars effect, MC, midheaven, placidus, whole sign houses





◀ September 2018 –...

A Solution To the T... ▶

5 Replies to “Do Whole Sign Houses Explain Gauquelin’s Mars Effect?”



A Moon Hare

September 16, 2018 at 11:46 am

So... let's see if I understand what you did. You picked through the charts to get those with Mars on the west half or in the 9th Whole sign house. Your methods mention sector 36. What is that?

Reply



Patrick Watson

September 16, 2018 at 12:20 pm

I used SolarFire to count up the whole sign house positions/determine angularity of Mars in the charts that have Mars in Gauquelin's plus zones. Sector 36 is one of the 4 sectors associated with the rising plus zone, alongside sectors 1, 2 and 3. Sector 36 is the first third of a Placidus 1st house, sectors 1, 2 and 3 are the first third, middle third and final third of a Placidus 12th house.

Reply



Ashley Bober

September 17, 2018 at 9:49 am

Thanks for this article! The way astrological research is treated by the scientific community needs light shed on it. This is also great to read from a house system perspective.





Iago Pereira

October 1, 2018 at 9:13 am

One thing I wonder is if Mars is really the guy to look for in sports. Ancient authors will regularly attribute gymnastics or even wrestling to Venus and Mercury. Jupiter also plays a role, and so do Mars. I think games and counting points is a Venus-Mercury thing, Mars likes the most war, bloodshed, serious business. Also, I imagine high-performance athletes may get hurt often, which can explain the prevalence of Mars in 12th.

Reply



Aine

October 22, 2018 at 12:23 am

Thanks for this, more power to you for taking on this task. Not easy. The predominant Mara in 12th has me thinking...surely to truly analyse this we'd need to look a lot deeper. Did their sporting success undo them in some way, should the constant training required be understood as a spiritual discipline? Would mars opposite it's house of joy and in the joy of Saturn explain anything? Anyway, thank you for this important work.

Reply

Leave a Reply

Your email address will not be published. Required fields are marked *

Comment *





Name *

Email *

Website

Notify me of follow-up comments by email.

Notify me of new posts by email.

Post Comment

This site uses Akismet to reduce spam. [Learn how your comment data is processed.](#)

Search ...

Search

Testimonials



Patrick Watson Astrologer

4.8 ★★★★★

Based on 19 reviews

powered by **Facebook**



Taro Ohashi

a year ago

★★★★★ My consultation went really well. I never knew about some interpretation of my natal placements but Patrick described... [read more](#)



Busra Bilgi

a year ago





Lia Charisma

a year ago

★☆☆☆☆ I wish I had an experience like the other people here but mine was lacking. It felt like my chart wasn't looked at... [read more](#)



Joan Zagrobelny

a year ago

★★★★★ I had a fabulous consult with Patrick recently. The ease, accuracy, and nuance of his Zodiacal Releasing... [read more](#)



Jessica Larson

2 years ago

★★★★★ I had a general chart reading today with Patrick. It was probably one of the most therapeutic self-care things I have... [read more](#)



Diana Schaap

2 years ago

★★★★★ i just had my chart rectified by Patrick. He asked great questions and explained why he saw things the way he did. I'm... [read more](#)



Gia Snape

2 years ago

★★★★★ I had an amazing consultation with Patrick and his reading truly resonated with me. He gave me some really interesting... [read more](#)

[Next Reviews](#)

Follow me on Twitter

Tweets from @pwatsonastro

🔄 [patrickwatsonastrology.com](#) 🌙 Retweeted

Nick Dagan Best

@NickDaganBest · 3h





Current Planetary Positions

12/19/2022

2:13:20 PM

Sun	27°	Sagittarius 56' 18"
Moon	10°	Scorpio 01' 53"
Mercury	17°	Capricorn 52' 53"
Venus	12°	Capricorn 11' 40"
Mars	11°	Gemini 57' 32" R
Jupiter	29°	Pisces 56' 14"
Saturn	21°	Aquarius 16' 54"
Uranus	15°	Taurus 25' 35" R
Neptune	22°	Pisces 43' 04"
Pluto	27°	Capricorn 17' 15"
Chiron	11°	Aries 56' 27" R
TrueNode	12°	Taurus 32' 16"

2018 mantranews | Mantranews by Mantrabrain.

[Home](#) | [Services](#) | [Testimonials](#) | [Store](#) | [Blog](#) | [Videos](#) | [Media](#) | [Courses](#) | [About](#)
| [Planets in Signs](#)

